



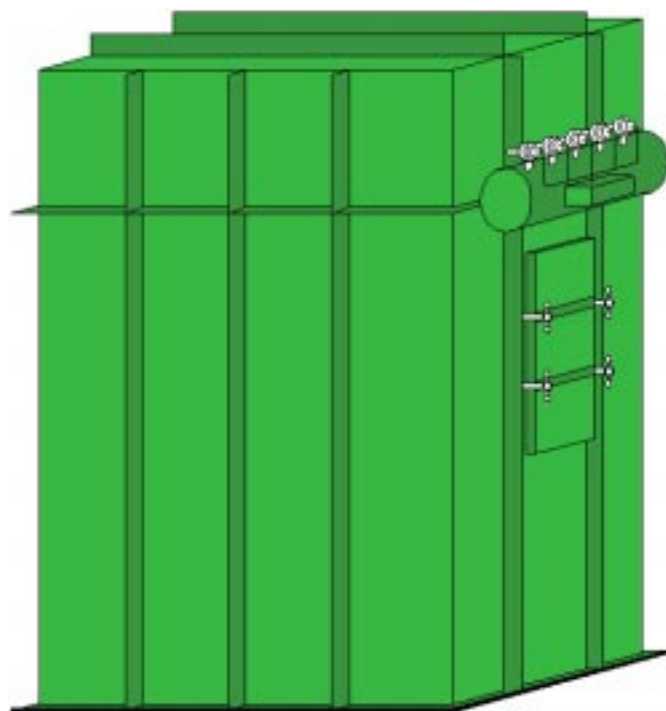
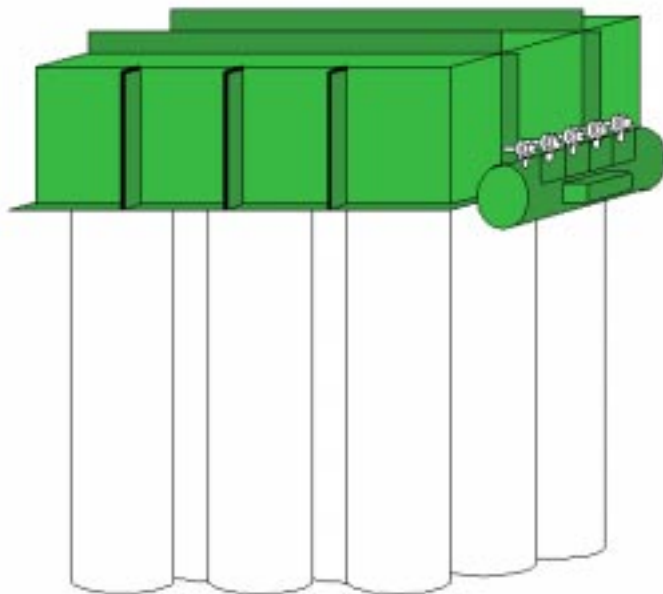
CALL (913) 677-5777  
FAX (913) 677-0674

E-Mail [techair@techairinc.com](mailto:techair@techairinc.com)

# ***tech-airjet***

BAGHOUSE DUST FILTERS

## **Bin Vent Model 'BV' pulse jet**

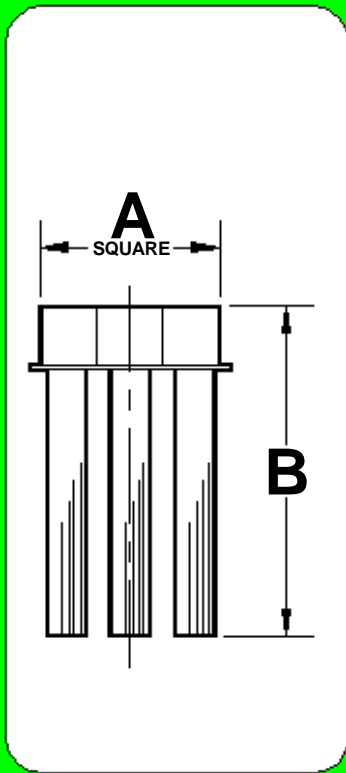


### **COMPARE QUALITY STANDARD FEATURES**

- Carbon steel welded construction with exterior steel surfaces given one prime coat of paint, and Factory assembled in modules to suit the most efficient truck shipment requirements and minimize field installation.
- 6" Dia. compressed air header.
- 1" Dia. Diaphragm valves standard.
- NEMA 4 solenoid enclosure.
- 16 Oz Polyester felt filter bags (other media available).
- 12 Wire - #11 GA. carbon steel bag cages.
- Sequential Timer in NEMA 4 Enclosure.

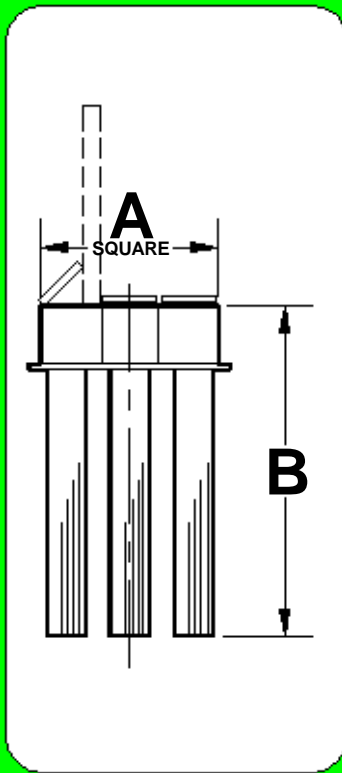
# ***Bin Vent***

# TYPICAL DIMENSIONS AND SPECIFICATIONS



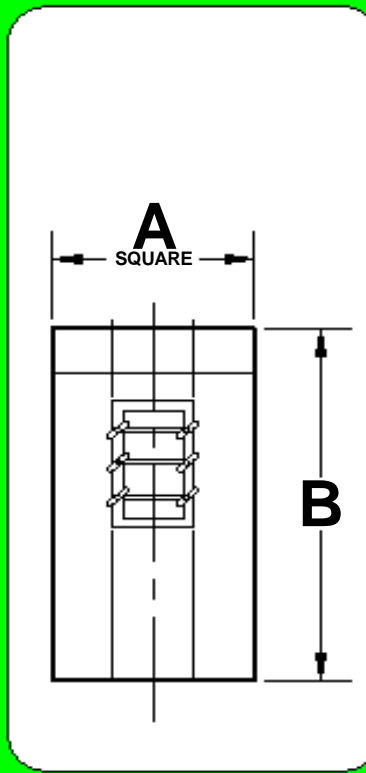
**ARRANGEMENT I  
SBV SERIES**

Side Removal



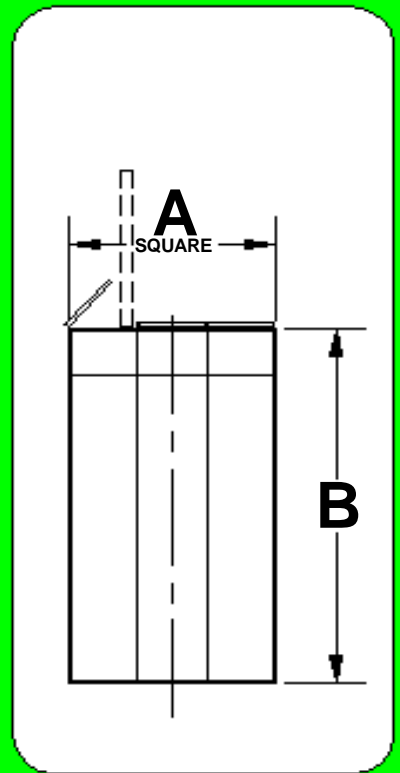
**ARRANGEMENT I  
KBV SERIES**

Knee High Top Removal



**ARRANGEMENT II  
SBV SERIES**

Side Removal



**ARRANGEMENT II  
KBV SERIES**

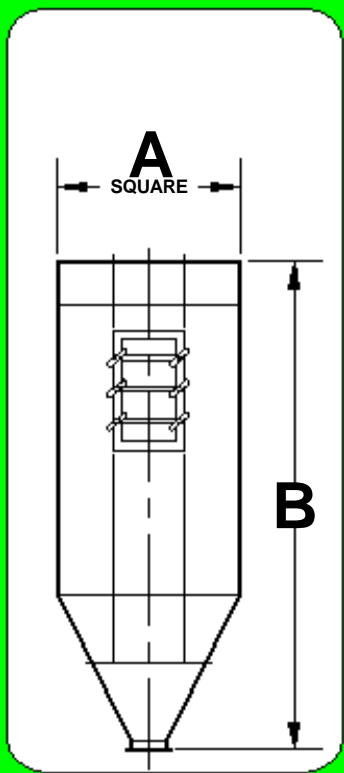
Knee High Top Removal

MODEL NO. SBV KBV	FILTER AREA SQ. FT.							'A' ALL SERIES	ARRANGEMENT I - DIMENSIONS (INCHES)													
	3 FT. FILTERS	4 FT. FILTERS	5 FT. FILTERS	6 FT. FILTERS	7 FT. FILTERS	8 FT. FILTERS	10 FT. FILTERS		'B' SBV SERIES						'B' KBV SERIES							
									3 FT. FILTERS	4 FT. FILTERS	5 FT. FILTERS	6 FT. FILTERS	7 FT. FILTERS	8 FT. FILTERS	10 FT. FILTERS	3 FT. FILTERS	4 FT. FILTERS	5 FT. FILTERS	6 FT. FILTERS	7 FT. FILTERS	8 FT. FILTERS	10 FT. FILTERS
9	42	56	70	84	99	113	140	24	46	58	70	82	94	106	130	50	62	74	86	98	110	134
16	75	100	125	150	176	200	250	32	46	58	70	82	94	106	130	50	62	74	86	98	110	134
25	115	155	195	230	275	310	390	40	48	60	72	84	96	108	132	52	64	76	88	100	112	136
36	168	226	280	336	396	452	560	48	50	62	74	86	98	110	134	54	66	78	90	102	114	138
49	230	307	380	460	539	615	760	56	52	64	76	88	100	112	136	56	68	80	92	104	116	140

MODEL NO. SBV KBV	FILTER AREA SQ. FT.							'A' ALL SERIES	ARRANGEMENT II - DIMENSIONS (INCHES)													
	3 FT. FILTERS	4 FT. FILTERS	5 FT. FILTERS	6 FT. FILTERS	7 FT. FILTERS	8 FT. FILTERS	10 FT. FILTERS		'B' SBV SERIES						'B' KBV SERIES							
									3 FT. FILTERS	4 FT. FILTERS	5 FT. FILTERS	6 FT. FILTERS	7 FT. FILTERS	8 FT. FILTERS	10 FT. FILTERS	3 FT. FILTERS	4 FT. FILTERS	5 FT. FILTERS	6 FT. FILTERS	7 FT. FILTERS	8 FT. FILTERS	10 FT. FILTERS
9	42	56	70	84	99	113	140	24	52	64	76	88	100	112	136	56	68	80	92	104	116	140
16	75	100	125	150	176	200	250	32	52	64	76	88	100	112	136	56	68	80	92	104	116	140
25	115	155	195	230	275	310	390	40	54	66	78	90	102	114	138	58	70	82	94	106	118	142
36	168	226	280	336	396	452	560	48	56	68	80	92	104	116	140	60	72	84	96	108	120	144
49	230	307	380	460	539	615	760	56	58	70	82	94	106	118	142	62	74	86	98	110	122	146

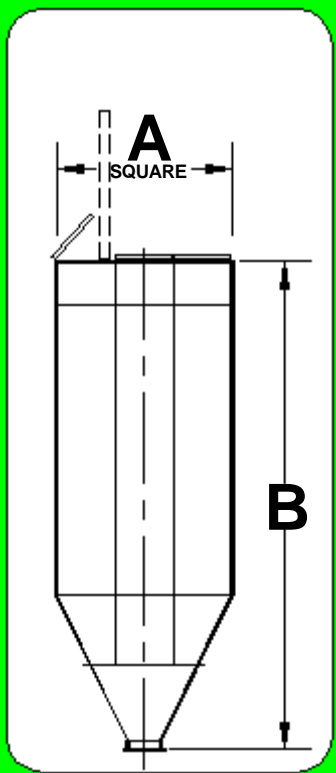
All "A" Dimensions are inside (I.D.).  
Dimensions subject to change without notice

# TYPICAL DIMENSIONS AND SPECIFICATIONS



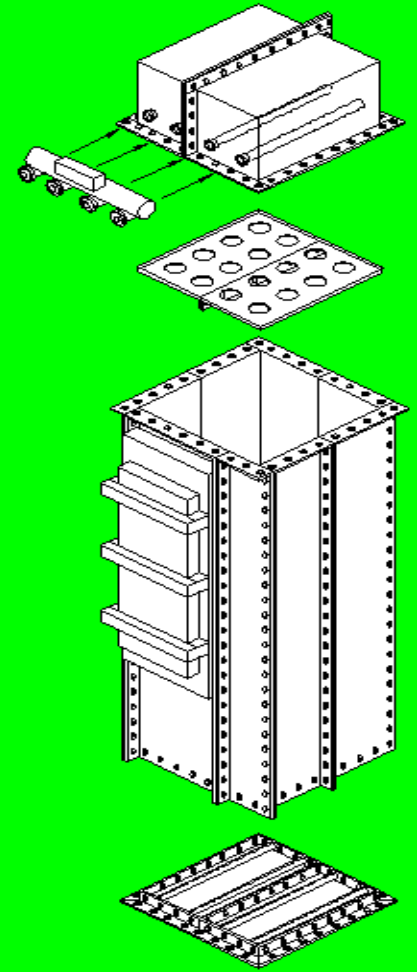
**ARRANGEMENT III  
SBV SERIES**

Side Removal



**ARRANGEMENT III  
KBV SERIES**

Knee High Top Removal



**EXPLODED VIEW  
(Custom Model 'SBVZ' Shown)  
Panelized Galvanized Steel**

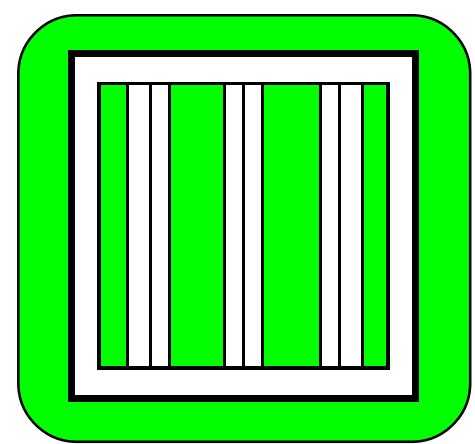
MODEL NO. SBV KBV	FILTER AREA SQ. FT.							'A' ALL SERIES	ARRANGEMENT III - DIMENSIONS (INCHES)													
	3 FT. FILTERS	4 FT. FILTERS	5 FT. FILTERS	6 FT. FILTERS	7 FT. FILTERS	8 FT. FILTERS	10 FT. FILTERS		'B' SBV SERIES						'B' KBV SERIES							
									3 FT. FILTERS	4 FT. FILTERS	5 FT. FILTERS	6 FT. FILTERS	7 FT. FILTERS	8 FT. FILTERS	10 FT. FILTERS	3 FT. FILTERS	4 FT. FILTERS	5 FT. FILTERS	6 FT. FILTERS	7 FT. FILTERS	8 FT. FILTERS	10 FT. FILTERS
9	42	56	70	84	99	113	140	24	70	82	94	106	118	130	154	74	86	98	110	122	134	158
16	75	100	125	150	176	200	250	32	77	89	101	113	125	131	161	81	93	105	117	129	141	165
25	115	155	195	230	275	310	390	40	84	96	108	120	132	144	168	88	100	112	124	136	148	172
36	168	226	280	336	396	452	560	48	93	105	117	129	141	153	177	97	109	121	133	145	157	181
49	230	307	380	460	539	615	760	56	102	114	126	138	150	162	186	106	118	130	142	154	166	190

Units available in larger sizes - CONTACT FACTORY  
Dimensions subject to change without notice

## OPTIONAL MAN - GRID BELOW FILTER BAGS

- \* MINIMIZE BAG LOSS
- \* USE AS A FRAME FOR WORK PLATFORM
- \* INCREASE WORKER SAFETY

**2" X 2" ANGLE ON  
8" CENTERS**



## **STANDARD FEATURES**

- Solid State Electronic Sequential Timer In NEMA 4 enclosure
- # 12 GA. body construction to withstand 17" W.C. negative pressure
- 60 degree hopper of # 12 GA. construction
- Trough hopper on Sizes 210 and up
- Hinged and clamped weather-tight access door
- 16 oz. Polyester filter bags
- Top or bottom bag removal arrangements
- 12 wire # 11 ga. steel bag cages
- Reverse jet cleaning mechanism Including 6" diameter compressed air header, 1' diameter diaphragm valves, 1/8" solenoid valves mounted in NEMA 4 enclosure, pressure gauge, condensate drain petcock
- 2" angle mangrid below bags
- Hopper section complete with bolted access door, level indicator mount coupling or hole, structural channel for vibrator mount

## **OPTIONS**

- Explosion Proof Electrical Enclosures (NEMA 7 and NEMA 9) Differential Demand Pulse Cleaning
- Custom Controls and Automation
- Explosion Vent
- 70 degree hopper
- Multiple pyramid hoppers on sizes 210 and up
- Platforms,caged and uncaged ladders
- handrails, structural supports
- Variety of filter media including Nomex, PTFE membrane, Huyglas, Polypropylene, Singed Polyester. Cartridge Filters also available
- 12' Bags and Cages available
- Clean Air Outlet and/or Dirty Air Inlet
- Rotary Airlock discharge valve
- Double Dump discharge valve
- Screw Conveyors
- Mainenance Slide Gate
- 55 gallon barrel assembly with 8"flex hose and slide gate
- Level Indicators
- Hopper Agitation
- Insulation to prevent condensation



10200 W. 75th. Street, Suite 102 Shawnee Mission, Kansas 66204